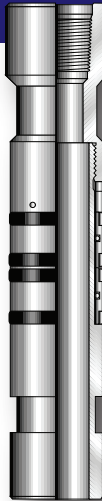


Packer Accessories

Hydrow II Accessories

Locator Seal Nipple

The Locator Seal Nipple provides a seal between the tubing and the Hydrow II packer. The seal nipple simply stabs into the seal bore of the packer and requires no tension or rotation to remove it.



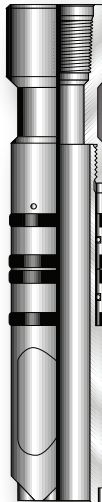
Telescoping Swivel Sub

The Telescoping Swivel Sub allows easy make-up of the tubing string between multi-string packer by enabling rotation as well as telescoping action. The Sub telescopes 24", but can be furnished with various lengths.



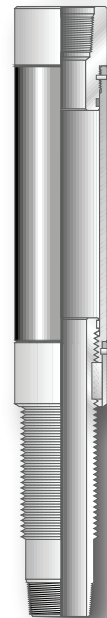
J-Latch Seal Nipple

The J-Latch Seal Nipple connects the tubing in compression or tension. The J-Latch latches into the packer when set down weight is applied. A 1/4 turn to the right at the packer and pick-up is required to release the seal nipple from the tool.



Adjustable Sub With Rotational Lock

The Adjustable Sub is designed to be installed below the Hydrow II packer in order to make it easier to connect or space out the tubing between multiple string packers. The rotational lock locks the sub in place at any desired length (up to 24") to prevent telescoping or rotational movement.



Collet Latch Seal Nipple

The Collet Latch Seal Nipple is used to connect the short string into the collet and allows a positive surface indication when the nipple snaps in and out of the packer. Removal of the seal nipple requires straight pick-up of the tubing string.



Expendable Seating Sub

The Expendable Seating Sub is designed to temporarily plug the tubing below a hydraulic set packer by dropping a ball down the tubing into a seat designed to shear-out at a given pressure, depending on the number of shear pins used.

