

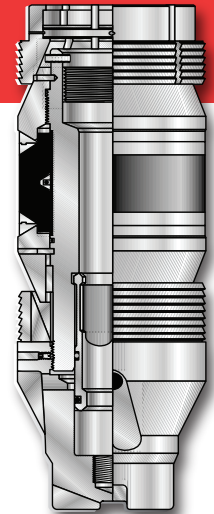
# Service Tools

Cement Retainers	Setting Ranges	Plugs O.D.	T & C Weights	Shear Value
2.375"	1.780 - 2.074	1.75	4.0 - 5.8	9,000
2.875"	2.340 - 2.525	2.22	6.4 - 6.5	9,000
3.500"	2.867 - 3.258	2.75	5.75 - 10.3	9,000
4.000"	3.340 - 3.732	3.14	5.6 - 14.0	20,000
4.500"	3.826 - 4.090	3.562	9.5 - 16.6	33,000
5.000"	4.154 - 4.560	3.937	11.5 - 20.8	33,000
5.500"	4.580 - 5.044	4.312	13.0 - 23.0	33,000
6.625"	5.595 - 6.135	5.375	17.0 - 32.0	50,000
7.000"	6.000 - 6.538	5.687	17.0 - 35.0	50,000
7.625"	6.625 - 7.125	6.312	20.0 - 39.0	50,000
8.625"	7.310 - 8.097	7.125	24.0 - 49.0	50,000
9.625"	8.435 - 9.063	8.125	29.3 - 58.4	50,000
10.750"	9.660 - 10.192	9.437	32.7 - 60.7	50,000
11.750"	10.772 - 11.150	10.437	38.0 - 60.0	50,000
11.750"	10.192 - 10.772	9.937	60.0 - 83.0	50,000
13.375"	12.175 - 12.715	11.88	48.0 - 84.5	50,000
16.000"	14.576 - 15.250	14.125	65.0 - 118.0	50,000
20.000"	18.730 - 19.124	18.375	94.0 - 133.0	50,000

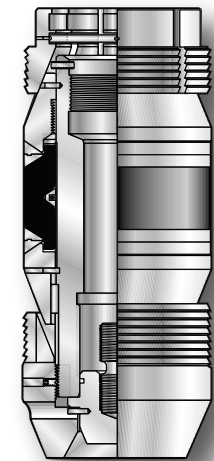
Bridge Plugs	Setting Range	Plug OD	T & C Weights	Shear Value
2.375"	1.780 - 2.074	1.75	4.0 - 5.8	9,000
2.875"	2.340 - 2.525	2.22	6.4 - 6.5	9,000
3.500"	2.867 - 3.258	2.75	5.75 - 10.3	9,000
4.000"	3.340 - 3.732	3.14	5.6 - 14.0	20,000
4.500"	3.826 - 4.090	3.562	5.6 - 14.0	33,000
5.000"	4.154 - 4.560	3.937	11.5 - 20.8	33,000
5.500"	4.580 - 5.044	4.312	13.0 - 23.0	33,000
5.750"	4.890 - 5.290	4.699	14.0 - 25.2	33,000
6.625"	5.595 - 6.135	5.375	17.0 - 32.0	50,000
7.000"	6.000 - 6.538	5.687	17.0 - 35.0	50,000
7.625"	6.625 - 7.125	6.312	20.0 - 39.0	50,000
8.625"	7.310 - 8.097	7.125	24.0 - 49.0	50,000
9.625"	8.435 - 9.063	8.125	29.3 - 58.4	50,000
10.750"	9.660 - 10.192	9.437	32.7 - 60.7	50,000
11.750"	10.772 - 11.150	10.437	38.0 - 60.0	50,000
11.750"	10.192 - 10.772	9.937	60.0 - 83.0	50,000
13.375"	12.175 - 12.715	11.88	48.0 - 84.5	50,000
16.000"	14.576 - 15.250	14.125	65.0 - 118.0	50,000
20.000"	18.730 - 19.124	18.375	94.0 - 133.0	50,000

Wide Range Plug	Setting Ranges	Plug OD	Setting Tool
1.468" W.R. Plug	1.610 - 1.995	1.468"	1 1/2 S.S.T.
1.750" W.R. Plug	1.905 - 2.441	1.750"	1 11/16 M.S.S.T.
1.906" W.R. Plug	2.156 - 2.765	1.906"	1 11/16 M.S.S.T.
2.187" W.R. Plug	2.375 - 3.000	2.187"	1 11/16 M.S.S.T.
2.281" W.R. Plug	2.441 - 3.343	2.281"	1 11/16 M.S.S.T.
2.500" W.R. Plug	2.875 - 3.500	2.500"	2 1/8 M.S.S.T.
2.750" W.R. Plug	3.187 - 3.920	2.750"	2 1/8 M.S.S.T.
3.000" W.R. Plug	3.437 - 4.154	3.000"	2 1/8 M.S.S.T.

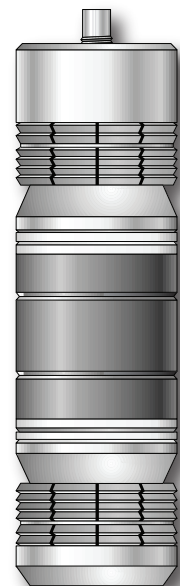
Setting Tools	Set Force	Tool OD	Max Hydrostatic
1 1/2 Shorty Setting Tool	13,000 lbs	1.500"	19,000 psi
1 11/16 Shorty Setting Tool	13,000 lbs	1.710"	19,000 psi
1 11/16 Multi Stage Setting Tool	13,000 lbs	1.710"	19,000 psi
2 1/8 Multi Stage Setting Tool	30,000 lbs	2.125"	19,000 psi
#10 Setting Tools	36,000 lbs	2.750"	15,000 psi
#20 Setting Tools	60,000 lbs	3.820"	15,000 psi



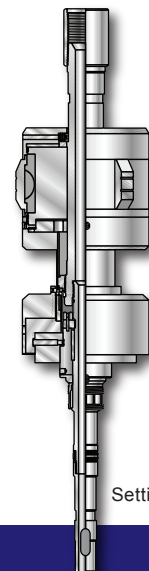
Cement Retainers



Bridge Plugs



Wide Range Plug



Setting Tools